


Key performance indicators

Resilience and growth

SSE uses a number of financial and non-financial measures to track progress against its strategy to create value by developing, building, operating and investing in electricity infrastructure and businesses needed for net zero.

Financial KPIs

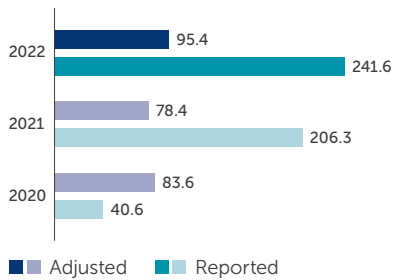
DIVIDEND PER SHARE (PENCE)



Strategic relevance: SSE remunerates shareholders' investment through the payment of dividends.

Performance: The recommended full-year dividend for 2021/22 is in line with SSE's five-year dividend plan to 2023.

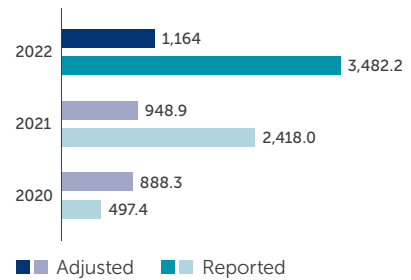
ADJUSTED AND REPORTED EARNINGS PER SHARE (PENCE) ^[APM]



Strategic relevance: Adjusted EPS gives a meaningful measure of financial performance over the medium term.

Performance: Results in 2021/22 are attributable to strong performance across a number of SSE's Business Units in volatile market conditions.

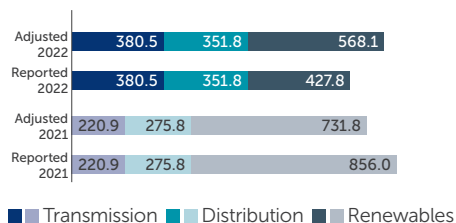
ADJUSTED AND REPORTED PROFIT BEFORE TAX (£M) ^[APM]



Strategic relevance: SSE's objective is to earn a sustainable level of profit over the medium term.

Performance: Profits made in 2021/22 reflect the resilience of SSE's balanced mix of businesses while the significant rise in reported figures relates to net reversal gains on unsettled forward contracts and reversal of historic impairment charges in Thermal and Gas Storage.


ADJUSTED AND REPORTED OPERATING PROFIT BY BUSINESS (£M) ^[APM]



Strategic relevance: SSE's purpose is built on the strategic logic of a renewables and regulated networks core that shares common skills and capabilities in pursuit of net zero.

Performance: Combined, SSE's renewables and electricity networks businesses accounted for nearly 85% of Group adjusted Operating Profit.

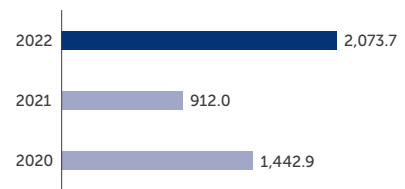
COMBINED NETWORKS REGULATED ASSET VALUE (£M)



Strategic relevance: SSE's ownership of three economically-regulated electricity networks gives the Group steady, index-linked revenue.

Performance: Inflation hitting 30-year highs in the course of 2021/22, combined with acceleration of network build-out and reinforcement, contributed to higher RAV values in the year. 2020 and 2021 data restated to exclude SGN.

ADJUSTED INVESTMENT, CAPITAL AND ACQUISITIONS (£M)



Strategic relevance: SSE applies strict financial discipline that supports investment in assets that are expected to provide returns that are greater than the cost of capital.

Performance: The good progress made in execution of the Net Zero Acceleration Programme resulted a record investment year for the Group.

More information

SSE's social contribution: page 58

Financial Review: pages 82 to 94


Transmission Operating Review: pages 96 to 97

Distribution Operating Review: pages 98 to 99

Renewables Operating Review: pages 100 to 102

ADJUSTED EBITDA

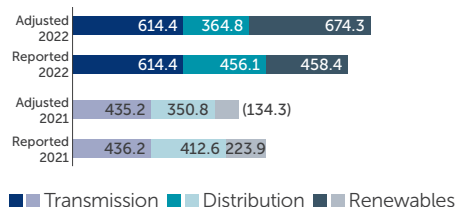
(£M) APM



Strategic relevance: Extracting interest, tax, depreciation and amortisation from earnings provides a useful measure of SSE's operational performance.

Performance: EBITDA in 2021/22 reflects the strong operational performance achieved by SSE's balanced mix of businesses.

ADJUSTED AND REPORTED CAPEX BY CORE BUSINESS, BEFORE REFUNDS (£M)




Strategic relevance: The primary focus of SSE's capex plans is investment in the low-carbon electricity assets and infrastructure needed to achieve net zero.

Performance: SSE's renewables and networks businesses accounted for around 87% of capex. Over the course of current five-year plan capital expenditure will be split 40:40:20 between renewables; networks; and thermal/other respectively.

Non-financial KPIs

RENEWABLE OUTPUT (GWH)*




Strategic relevance: Renewables assets are core to SSE's business strategy, which is centred around the net zero transition. SSE has a goal of increasing renewable output fivefold by 2030.

Performance: SSE's renewable output decreased due to unfavourable weather conditions but this was offset by strong performance in hydro and pumped storage in volatile markets.

* Includes pumped storage, biomass and constrained off wind in GB.

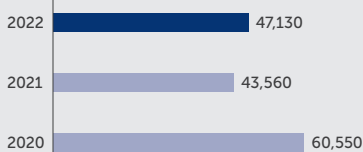
SCOPE 1 GHG INTENSITY (GCO₂E PER KWH)



Strategic relevance: As a significant generator of electricity, SSE must reduce the impact of its operations and has set science-based targets aligned to a 1.5°C pathway.

Performance: SSE's scope 1 GHG intensity increased by 1.2% between 2020/21 and 2021/22. SSE remains on track to achieve its target to reduce intensity by 72.5% between 2017/18 and 2030.


JOBS SUPPORTED IN UK AND IRELAND



Strategic relevance: SSE relies on the people that work for it in order to operate, with its activities supporting jobs in both urban and rural areas.

Performance: Through its operations in the UK and Ireland, in 2021/22 SSE supported 45,290 and 1,840 jobs respectively.

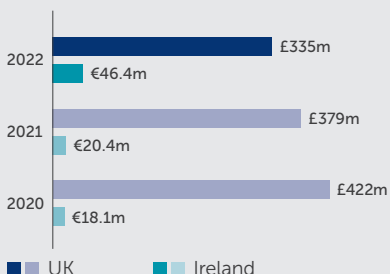
TOTAL RECORDABLE INJURY RATE PER 100,000 HOURS WORKED (EMPLOYEES AND CONTRACTORS COMBINED)



Strategic relevance: Safety is SSE's No. 1 value, and everybody in the Company operates to the safety licence of "if it's not safe, we don't do it".

Performance: A surge in construction associated with SSE's record capex in the year and increased activity following the recovery from coronavirus unfortunately led to rise in TRIR.

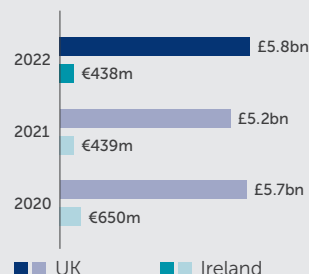
TAXES PAID IN THE UK/IRELAND



Strategic relevance: Taxes support the public services everyone relies on. When companies do well, they should share their success with society through the payment of taxes.

Performance: A small reduction in total taxes paid reflects the planned disposals of non-core business areas during 2021/22, changes in energy use by customers and outages at some generation sites.

ECONOMIC CONTRIBUTION IN UK/IRELAND



Strategic relevance: SSE depends on a healthy and thriving economy to enable its business success, which is why it calculates the value it adds to UK and Irish GDP each year.

Performance: SSE's GDP contribution in Ireland remained consistent with 2020/22, while its contribution in the UK increased in the year, in line with a surge in Net Zero Acceleration Programme-related investment.